

**NUECES CANYON CONSOLIDATED
INDEPENDENT SCHOOL DISTRICT**

ANNUAL FINANCIAL REPORT

YEAR ENDED AUGUST 31, 2016

NUECES CANYON CONSOLIDATED INDEPENDENT SCHOOL DISTRICT
 ANNUAL FINANCIAL REPORT
 for the Year Ended August 31, 2016

TABLE OF CONTENTS

	<u>Page</u>	<u>Exhibit</u>
INTRODUCTORY SECTION		
Certificate of the Board	3	
FINANCIAL SECTION		
<u>Independent Auditor's Report</u>	5	
Management Discussion and Analysis (Required Supplementary Information).....	7	
<u>Basic Financial Statements:</u>		
Government-wide Financial Statements:		
Statement of Net Position	14	A-1
Statement of Activities	15	B-1
Fund Financial Statements:		
Balance Sheet – Governmental Funds	16	C-1
Reconciliation of the Government Funds Balance		
Sheet to the Statement of Net Assets.....	18	C-2
Statement of Revenues, Expenditures and Changes		
In Fund Balances – Governmental Funds.....	20	C-3
Reconciliation of the Statement of Revenues, Expenditures and Changes		
in Fund Balances of Governmental Funds to the Statement of Activities	22	C-4
Statement of Fiduciary Net Position – Fiduciary Funds	23	E-1
Notes to the Financial Statements.....	24	
<u>Required Supplementary Information:</u>		
General Fund – Budget Comparison Schedule.....	40	G-1
Schedule of the District’s Proportionate Share of the Net Pension Liability(TRS.....	42	G-2
Schedule of District Contributions to TRS	43	G-3
Notes to the Required Supplementary Information	44	
<u>Required TEA Schedules</u>		
Schedule of Delinquent Taxes Receivable.....	46	J-1
Indirect Budgetary Comparison Schedules Required by the Texas Education Agency		
National School Breakfast and Lunch Program.....	48	J-4

REPORTS ON INTERNAL CONTROLS, COMPLIANCE AND FEDERAL AWARDS

Report on Internal Controls Over Financial Reporting and Compliance Based on and Audit of Financial Statements Performed in Accordance with <i>Governmental Auditing Standards</i>	53
Schools First Questionnaire	55

CERTIFICATE OF BOARD


Nueces Canyon Consolidated
Independent School District
Name of School District

Edwards
County

069-902
Co.-Dist. Number

We, the undersigned, certify that the attached annual financial reports of the above named school district were reviewed and (check one) approved disapproved for the year ended August 31, 2016, at a meeting of the board of trustees of such school district on the 12th day of December, 2016.


Signature of Board Secretary


Signature of Board President

If the board of trustees disapproved of the auditor's report, the reason(s) for disapproving it is(are):

(attach list as necessary)

THIS PAGE INTENTIONALLY LEFT BLANK

EDE & COMPANY, LLC

Certified Public Accountants

Eric Ede
Donna Ede Jones

P. O. Box 219
Knippa, Texas 78870
Telephone (830) 934-2148
Fax (830) 934-2799
Email: edecpa@hotmail.com

UNMODIFIED OPINIONS ON BASIC FINANCIAL STATEMENTS ACCOMPANIED BY REQUIRED SUPPLEMENTARY INFORMATION AND OTHER INFORMATION

Independent Auditor's Report

Board of Trustees
Nueces Canyon Consolidated Independent School District
P.O. Box 118
Barksdale, TX 78828

Members of the Board:

We have audited the accompanying financial statements of the governmental activities, each major fund, and the aggregate remaining fund information of Nueces Canyon Consolidated Independent School District as of and for the year ended August 31, 2016, and the related notes to the financial statements, which collectively comprise the District's basic financial statements as listed in the table of contents.

Management's Responsibility for the Financial Statements

Management is responsible for the preparation and fair presentation of these financial statements in accordance with accounting principles generally accepted in the United States of America; this includes the design, implementation, and maintenance of internal control relevant to the preparation and fair presentation of financial statements that are free from material misstatement, whether due to fraud or error.

Auditor's Responsibility

Our responsibility is to express opinions on these financial statements based on our audit. We conducted our audit in accordance with auditing standards generally accepted in the United States of America and the standards applicable to financial audits contained in *Government Auditing Standards*, issued by the Comptroller General of the United States. Those standards require that we plan and perform the audit to obtain reasonable assurance about whether the financial statements are free from material misstatement. An audit involves performing procedures to obtain audit evidence about the amounts and disclosures in the financial statements. The procedures selected depend on the auditor's judgment, including the assessment of the risks of material misstatement of the financial statements, whether due to fraud or error. In making those risk assessments, the auditor considers internal control relevant to the entity's preparation and fair presentation of the financial statements in order to design audit procedures that are appropriate in the circumstances, but not for the purpose of expressing an opinion on the effectiveness of the entity's internal control. Accordingly, we express no such opinion. An audit also includes evaluating the appropriateness of accounting policies used and the reasonableness of significant accounting estimates made by management, as well as evaluating the overall presentation of the financial statements.

We believe that the audit evidence we have obtained is sufficient and appropriate to provide a basis for our audit opinions.

Opinions

In our opinion, the financial statements referred to above present fairly, in all material respects, the respective financial position of the governmental activities, each major fund, and the aggregate remaining fund information of the Nueces Canyon Consolidated Independent School District, as of August 31, 2016, and the respective changes in financial position for the year then ended in accordance with accounting principles generally accepted in the United States of America.

Other Matters

Required Supplementary Information

Accounting principles generally accepted in the United States of America require that the management's discussion and analysis, budgetary comparison information, schedule of District's proportionate share of the net pension liability, and the schedule of District contributions to TRS, as listed in the table of contents, be presented to supplement the basic financial statements. Such information, although not a part of the basic financial statements, is required by the Governmental Accounting Standards Board, who considers it to be an essential part of financial reporting for placing the basic financial statements in an appropriate operational, economic, or historical context. We have applied certain limited procedures to the required supplementary information in accordance with auditing standards generally accepted in the United States of America, which consisted of inquiries of management about the methods of preparing the information and comparing the information for consistency with management's responses to our inquiries, the basic financial statements, and other knowledge we obtained during our audit of the basic financial statements. We do not express an opinion or provide any assurance on the information because the limited procedures do not provide us with sufficient evidence to express an opinion or provide any assurance.

Other Information

Our audit was conducted for the purpose of forming opinions on the financial statements that collectively comprise the Nueces Canyon Consolidated Independent School District's basic financial statements. The exhibits identified in the Table of Contents as J-1 and J-4 are presented for purposes of additional analysis and are not a required part of the basic financial statements. These exhibits have not been subjected to the auditing procedures applied in the audit of the basic financial statements and, accordingly, we do not express an opinion or provide any assurance on them.

Other Reporting Required by Government Auditing Standards

In accordance with *Government Auditing Standards*, we have also issued our report dated December 7, 2016, on our consideration of the Nueces Canyon Consolidated Independent School District's internal control over financial reporting and on our tests of its compliance with certain provisions of laws, regulations, contracts, and grant agreements and other matters. The purpose of that report is to describe the scope of our testing of internal control over financial reporting and compliance and the results of that testing, and not to provide an opinion on internal control over financial reporting or on compliance. That report is an integral part of an audit performed in accordance with Government Auditing Standards in considering Nueces Canyon Consolidated Independent School District's internal control over financial reporting and compliance.

Ede & Company, LLC
Ede & Company, LLC
Certified Public Accountants
Knippa, Texas

December 7, 2016

MANAGEMENT'S DISCUSSION AND ANALYSIS

This section of Nueces Canyon Consolidated Independent School District's annual financial report presents our discussion and analysis of the District's financial performance during the fiscal year ended August 31, 2016. Please read it in conjunction with the District's financial statements, which follow this section.

FINANCIAL HIGHLIGHTS

- The District's total combined net position was \$4,871,415 at August 31, 2016.
- During the year, the District's expenses were \$231,364 more than the \$4,247,741 generated in taxes and other revenues for governmental activities.
- The total cost of the District's programs was virtually unchanged from last year, and no new programs were added this year.
- The general fund reported a fund balance this year of \$2,080,329.

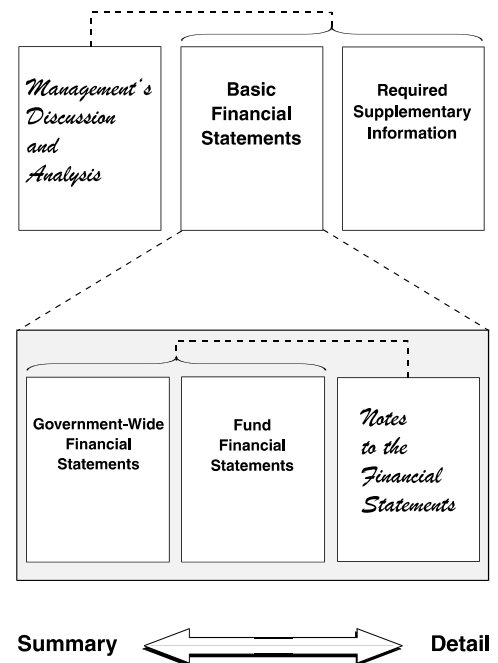
OVERVIEW OF THE FINANCIAL STATEMENTS

This annual report consists of three parts—*management's discussion and analysis* (this section), the *basic financial statements*, and *required supplementary information*. The basic financial statements include two kinds of statements that present different views of the District:

- The first two statements are *government-wide financial statements* that provide both *long-term* and *short-term* information about the District's overall financial status.
- The remaining statements are *fund financial statements* that focus on *individual parts* of the government, reporting the District's operations in more detail than the government-wide statements.
- *The governmental funds* statements tell how *general government* services were financed in the *short term* as well as what remains for future spending.
- *Fiduciary fund* statements provide information about the financial relationships in which the District acts solely as a *trustee or agent* for the benefit of others, to whom the resources in question belong.

The financial statements also include notes that explain some of the information in the financial statements and provide more detailed data. The statements are followed by a section of *required supplementary information* that further explains and supports the information in the financial statements. Figure A-1 shows how the required parts of this annual report are arranged and related to one another.

Figure A-1, Required Components of the District's Annual Financial Report



Government-wide Statements

The government-wide statements report information about the District as a whole using accounting methods similar to those used by private-sector companies. The statement of net position includes all of the government's assets and liabilities. All of the current year's revenues and expenses are accounted for in the statement of activities regardless of when cash is received or paid.

The two government-wide statements report the District's net position and how they have changed. Net position, the difference between the District's assets and liabilities is one way to measure the District's financial health or *position*.

- Over time, increases or decreases in the District's net position is an indicator of whether its financial health is improving or deteriorating, respectively.
- To assess the overall health of the District, one needs to consider additional nonfinancial factors such as changes in the District's tax base

The government-wide financial statements of the District include the *Governmental activities*. Most of the District's basic services are included here, such as instruction, extracurricular activities, curriculum and staff development, health services and general administration. Property taxes and grants finance most of these activities.

Fund Financial Statements

The fund financial statements provide more detailed information about the District's most significant *funds*—not the District as a whole. Funds are accounting devices that the District uses to keep track of specific sources of funding and spending for particular purposes.

- Some funds are required by State law and by bond covenants.
- The Board of Trustees establishes other funds to control and manage money for particular purposes or to show that it is properly using certain taxes and grants.

The District has the following kinds of funds:

- *Governmental funds*—Most of the District's basic services are included in governmental funds, which focus on (1) how *cash and other financial assets* that can readily be converted to cash flow in and out and (2) the balances left at year-end that are available for spending. Consequently, the governmental fund statements provide a detailed *short-term* view that helps you determine whether there are more or fewer financial resources that can be spent in the near future to finance the District's programs. Because this information does not encompass the additional long-term focus of the government-wide statements, we provide additional information at the bottom of the governmental funds statement, or on the subsequent page, that explain the relationship (or differences) between them.
- *Fiduciary funds*—The District is the trustee, or *fiduciary*, for certain funds. It is also responsible for other assets that—because of a trust arrangement—can be used only for the trust beneficiaries. The District is responsible for ensuring that the assets reported in these funds are used for their intended purposes. All of the District's fiduciary activities are reported in a separate statement of fiduciary net position and a statement of changes in fiduciary net position. We exclude these activities from the District's government-wide financial statements because the District cannot use these assets to finance its operations.

FINANCIAL ANALYSIS OF THE DISTRICT AS A WHOLE

Net position. The District's combined net position was \$4,871.4 thousand at August 31, 2016. (See Table A-1).

Table A-1
Nueces Canyon Consolidated Independent School District's Net Position
(in thousands dollars)

	Governmental Activities		Total Percentage Change
	2016	2015	2016-2015
Current assets:			
Cash and cash equivalents	\$ 2,155.6	\$ 1,259.6	71.1%
Property taxes receivable	617.7	754.4	-18.1%
Allowance for uncollectible taxes	(61.8)	(75.4)	-18.0%
Due from other governments	103.5	399.1	-74.1%
Due from fiduciary funds	2.5	2.5	0.0%
Other receivables	0.7	-	100.0%
Total current assets	<u>2,818.2</u>	<u>2,340.2</u>	20.4%

Noncurrent assets:			
Capital Assets	7,334.2	7,149.9	2.6%
Less accumulated depreciation	<u>(4,267.1)</u>	<u>(4,030.3)</u>	<u>5.9%</u>
Total noncurrent assets	<u>3,067.1</u>	<u>3,119.6</u>	<u>-1.7%</u>
Total Assets	<u>5,885.3</u>	<u>5,459.8</u>	<u>7.8%</u>
Deferred Outflows of Resources			
Deferred Outflow - Pensions	<u>437,066.0</u>	<u>66.9</u>	<u>653212.4%</u>
Total Deferred Outflows of Resources	<u>437,066.0</u>	<u>66.9</u>	<u>653212.4%</u>
Current liabilities:			
Accounts payable	54.3	0.1	54200.0%
Short term loans payable	0.2	0.2	0.0%
Accrued wages payable	118.3	86.2	37.2%
Due to other funds	-	-	0.0%
Due to other governments	-	-	0.0%
Accrued expenses	2.9	2.2	31.8%
Deferred revenue	-	5.0	-100.0%
Total current liabilities	<u>175.7</u>	<u>93.7</u>	<u>87.5%</u>
Long-term liabilities:			
Loans payable	545.3	492.1	10.8%
Net Pension Liability	631.3	225.6	179.8%
Total Long-term liabilities	<u>1,176.6</u>	<u>717.7</u>	<u>63.9%</u>
Total Liabilities	<u>1,352.3</u>	<u>811.4</u>	<u>66.7%</u>
Deferred Inflows of Resources			
Deferred Inflow - Pensions	<u>98.7</u>	<u>69.0</u>	<u>43.0%</u>
Total Deferred Outflows of Resources	<u>98.7</u>	<u>69.0</u>	<u>43.0%</u>
Net Position:			
Invested in capital assets	2,294.1	2,627.6	-12.7%
Restricted for federal and state programs	6.3	8.3	-24.1%
Unrestricted	<u>2,571.0</u>	<u>2,010.5</u>	<u>27.9%</u>
Total Net Position	<u>\$ 4,871.4</u>	<u>\$ 4,646.4</u>	<u>4.8%</u>

The \$2,571.0 thousand of unrestricted net asset represents the sources available to fund the programs of the District next year.

Changes in net position. The District's total revenues were \$4,247.7 thousand. A significant portion, 58 percent, of the District's revenue comes from taxes. (See Figure A-3.) 22 percent comes from state aid – formula grants, while less than 1 percent relates to charges for services.

The total cost of all programs and services was \$4,060.4 thousand; 52 percent of these costs are for instructional and student services. (See Figure A-4.) and 10 percent is spent on plant maintenance.

Governmental Activities

- Property tax rates remained the same as in 2015. Valuations decreased 6.84%. This resulted in tax revenues decreasing 2.9%.

Table A-2

Changes in Nueces Canyon Consolidated Independent School District's Net Position
(In thousands dollars)

	Governmental Activities		Percentage Change 2016-2015
	2016	2015	
Program Revenues:			
Charges for Services	\$ 20.2	\$ 32.7	-38.2%
Operating Grants and Contributions	807.7	698.7	15.6%
General Revenue			
Property Taxes	2,475.5	2,550.5	-2.9%
State Aid - Formula	924.9	970.3	-4.7%
Investment Earnings	12.5	8.1	54.3%
Other	50.9	8.1	100.0%
Total Revenue	<u>4,291.8</u>	<u>4,268.5</u>	<u>0.5%</u>
Instruction	2,077.2	1,906.5	9.0%
Instructional Resources and Media Services	81.9	78.0	5.0%
Curriculum and Instructional Staff Development	13.8	13.2	4.5%
School Leadership	139.7	128.9	8.4%
Guidance Counseling and Evaluation Services	1.0	1.1	-9.1%
Health Services	25.8	23.4	10.3%
Student (Pupil) Transportation	158.9	188.7	-15.8%
Food Services	157.7	203.1	-22.4%
Cocurricular/Extracurricular Activities	290.8	259.4	12.1%
General Administration	228.1	219.9	3.7%
Plant Maintenance and Operations	379.3	366.5	3.5%
Security & Monitoring Services	7.6	6.8	11.8%
Data Processing Service	317.8	228.1	39.3%
Debt Service - Interest on long-term debt	26.7	28.6	-6.6%
Contracted Instructional Services Between Schools	-	31.6	100.0%
Payment Related to Shared Services Arrangement	53.6	48.3	0.0%
Payments to Fiscal Agent	100.5	88.7	100.0%
Total Expense	<u>4,060.4</u>	<u>3,820.8</u>	<u>6.3%</u>
Increase (Decrease) in Net Position	<u>\$ 231.4</u>	<u>\$ 447.7</u>	<u>-48.3%</u>

Figure A-3 2016 Revenue Sources

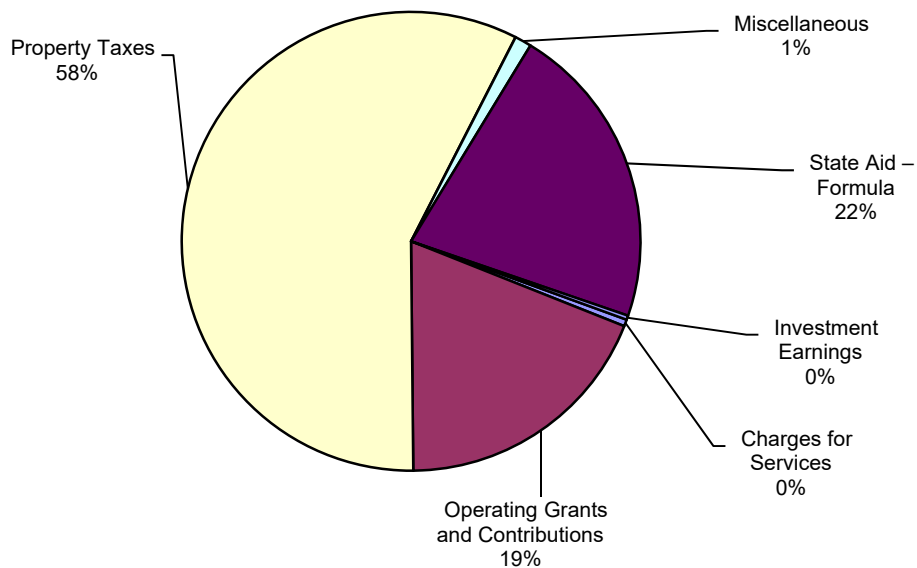


Figure A-4 2016 Expenses by Function

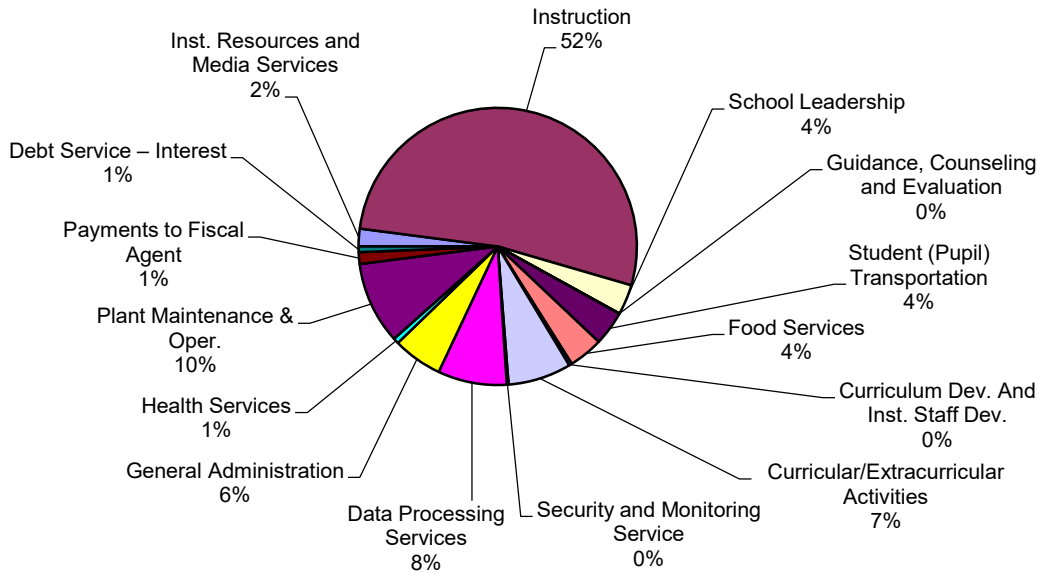


Table A-3 presents the cost of each of the District’s largest functions as well as each function’s net cost (total cost less fees generated by the activities and intergovernmental aid). The net cost reflects what was funded by state revenues as well as local tax dollars.

- The cost of all *governmental* activities this year was \$4,060.4 thousand.
- However, the amount that our taxpayers paid for these activities through property taxes was only \$2,475.5 thousand.
- Some of the cost was paid by those who directly benefited from the programs \$20.2 thousand, or
- By grants and contributions \$807.7 thousand.

Table A-3
Net Cost of Selected District Functions
(in thousands of dollars)

	Total Costs of Services			Net Cost of Services		
	2016	2015	Percent Change	2016	2015	Percent Change
Instructional	\$ 2,077.2	\$ 1,906.5	9.0%	\$ 1,459.7	\$ 1,389.6	5.0%
School Administration	228.1	219.9	3.7%	219.0	213.2	2.7%
Plant Maintenance & Operations	379.3	366.5	3.5%	370.7	359.5	3.1%
Food Service	157.7	203.1	-22.4%	15.0	42.9	-65.0%

FINANCIAL ANALYSIS OF THE DISTRICT’S FUNDS

Revenues from governmental fund types totaled \$4,291.85 thousand, a increase of 0.5% from the preceding year.

General Fund Budgetary Highlights

Over the course of the year, the District revised its budget many times. Even with these adjustments, actual expenditures were \$227,740 less than the final budget amounts; also, resources available were \$239,756 above the final budgeted amount. Some reasons for these differences are:

- Changes in personnel during the year.
- Major items and services were less than anticipated.
- State Revenue was greater than expected.

CAPITAL ASSETS AND DEBT ADMINISTRATION

Capital Assets

At the end of 2015, the District had invested \$7,149.9 in a broad range of capital assets, including land, equipment, buildings, and vehicles. (See Table A-4.)

	Governmental Activities		Total Percentage Change
	2015	2014	2015-2014
Land	\$ 72.8	\$ 72.8	0.0%
Construction in Progress	-	-	0.0%
Building and Improvements	6,139.9	6,139.9	0.0%
Furniture & Equipment	937.2	937.2	0.0%
Totals at historical cost	7,149.9	7,149.9	0.0%
Total Accumulated Depreciation	(4,030.3)	(3,795.3)	6.2%
Net Capital Assets	\$ 3,119.6	\$ 3,354.6	-7.0%

Debt Administration

At the end of the year the district had three note still outstanding. Notes were reduced by \$129.1 thousand during the year

ECONOMIC FACTORS AND NEXT YEAR'S BUDGETS AND RATES

- Appraised values used for the 2017 budget preparation are up from 2016.
- Tax rates have remained the same at \$1.17.
- The District's 2016 refined average daily attendance is expected to remain steady throughout the year.

CONTACTING THE DISTRICT'S FINANCIAL MANAGEMENT

This financial report is designed to provide our citizens, taxpayers, customers, and investors and creditors with a general overview of the District's finances and to demonstrate the District's accountability for the money it receives. If you have questions about this report or need additional financial information, contact the District's Business Services Department.

BASIC FINANCIAL STATEMENTS

NUECES CANYON CONSOLIDATED INDEPENDENT SCHOOL DISTRICT
STATEMENT OF NET POSITION
AUGUST 31, 2016

1

Data Control Codes	Governmental Activities
ASSETS	
1110 Cash and Cash Equivalents	\$ 2,155,563
1220 Property Taxes Receivable (Delinquent)	617,703
1230 Allowance for Uncollectible Taxes	(61,770)
1240 Due from Other Governments	103,453
1267 Due from Fiduciary Fund	2,500
1290 Other Receivables	699
Capital Assets:	
1510 Land	72,750
1520 Buildings, Net	2,768,463
1530 Furniture & Fixtures, Net	225,864
1000 Total Assets	<u>5,885,225</u>
DEFERRED OUTFLOWS OF RESOURCES	
1705 Deferred Outflows - Pension	437,066
1700 Total Deferred Outflow of Resources	<u>437,066</u>
LIABILITIES	
2110 Accounts Payable	54,296
2120 Short Term Loans Payable	200
2160 Accrued Wages Payable	118,253
2200 Accrued Expenses	2,890
2300 Unearned Revenue	-
Noncurrent Liabilities	
2501 Due Within One Year	131,843
2502 Due in More Than One Year	413,438
2540 Net Pension Liability	631,292
2000 Total Liabilities	<u>1,352,212</u>
DEFERRED INFLOWS OF RESOURCES	
2605 Deferred Inflows - Pension	98,664
1700 Total Deferred Inflow of Resources	<u>98,664</u>
NET POSITION	
3200 Invested in Capital Assets, Net of Related Debt	2,294,122
3820 Restricted for Federal and State Programs	6,247
3900 Unrestricted Net Position	<u>2,571,046</u>
3000 Total Net Position	<u>\$ 4,871,415</u>

The accompanying notes are an integral part of this statement.

NUECES CANYON CONSOLIDATED INDEPENDENT SCHOOL DISTRICT
STATEMENT OF ACTIVITIES
FOR THE YEAR ENDED AUGUST 31, 2016

Data Control Codes	1	Program Revenues		Net (Expense) Revenue and Changes in Net Position	
		3	4	6	
	Expenses	Charges for Services	Operating Grants and Contributions	Governmental Activities	
Primary Government:					
GOVERNMENTAL ACTIVITIES:					
11	Instruction	\$ 2,077,171	\$ 8,050	\$ 609,394	\$ (1,459,727)
12	Instructional Resources and Media Services	81,870	-	5,745	(76,125)
13	Curriculum and Staff Development	13,765	-	-	(13,765)
23	School Leadership	139,696	-	10,215	(129,481)
31	Guidance Counseling and Evaluation Services	1,068	-	-	(1,068)
33	Health Services	25,751	-	2,070	(23,681)
34	Student (Pupil) Transportation	158,929	-	6,109	(152,820)
35	Food Services	157,670	6,320	136,355	(14,995)
36	Extracurricular Activities	290,824	5,866	7,453	(277,505)
41	General Administration	228,143	-	9,122	(219,021)
51	Facilities Maintenance and Operations	379,279	-	8,548	(370,731)
52	Security and Monitoring Services	7,594	-	-	(7,594)
53	Data Processing Services	317,760	-	12,693	(305,067)
72	Debt Service - Interest on Long-Term Debt	26,737	-	-	(26,737)
91	Contracted Instructional Services Between Schools	-	-	-	-
93	Payments related to Shared Services Arrangements	53,630	-	-	(53,630)
99	Other Government Charges	100,527	-	-	(100,527)
	TG Total governmental activities	<u>4,060,414</u>	<u>20,236</u>	<u>807,704</u>	<u>(3,232,474)</u>
Data					
Control	General Revenues:				
Codes	Taxes:				
MT	Property Taxes, Levied for General Purposes				2,475,480
SF	State Aid - Formula Grants				924,930
IE	Investment Earnings				12,556
MI	Miscellaneous Local and Intermediate Revenue				50,872
TR	Total General Revenues and Transfers				<u>3,463,838</u>
CN			Change in Net Position		231,364
NB	Net Position—Beginning				4,640,051
PA	Prior Period Adjustment				-
NE	Net Position—Ending				<u>\$ 4,871,415</u>

The accompanying notes are an integral part of this statement.

NUECES CANYON CONSOLIDATED INDEPENDENT SCHOOL DISTRICT
BALANCE SHEET
GOVERNMENTAL FUNDS
AUGUST 31, 2016

Data Control	10 General Fund	20 Special Revenue Funds
ASSETS		
1110 Cash and Temporary Investments (market)	\$ 2,152,484	\$ 3,079
1220 Property Taxes - Delinquent	617,703	-
1230 Allowance for Uncollectible Taxes (Credit)	(61,770)	-
1240 Due from Other Governments	86,118	17,335
1260 Due from Other Funds	2,500	-
1290 Other Receivables	699	-
1000 Total Assets	<u>\$ 2,797,734</u>	<u>\$ 20,414</u>
LIABILITIES		
2110 Accounts Payable	\$ 52,821	\$ 1,475
2120 Short Term Loans Payable	200	-
2160 Accrued Wages Payable	106,578	11,675
2200 Accrued Expenditures/Expenses	1,873	1,017
2300 Unearned Revenue	-	-
2000 Total Liabilities	<u>161,472</u>	<u>14,167</u>
DEFERRED INFLOWS OF RESOURCES		
2601 Unavailable Revenue- Property Taxes	<u>555,933</u>	<u>-</u>
2600 Total Deferred Inflows of Resources	<u>555,933</u>	<u>-</u>
FUND BALANCE		
Restricted Fund Balance:		
3450 Federal or State Funds Grant Restrictions	-	6,247
Committed Fund Balance:		
3510 Construction	225,062	
3530 Capital Expenditures - Equipment	899,993	
3540 Self Insurance	14,000	-
Unassigned Fund Balance:		
3600 Unassigned Fund Balance	<u>941,274</u>	<u>-</u>
3000 Total Fund Balances	<u>2,080,329</u>	<u>6,247</u>
4000 Total Liabilities, Deferred Inflows, & Fund Balances	<u>\$ 2,797,734</u>	<u>\$ 20,414</u>

The accompanying notes are an integral part of this statement.

<hr/>	
	98
	Total Governmental Funds
<hr/>	
\$	2,155,563
	617,703
	(61,770)
	103,453
	2,500
	699
\$	<u>2,818,148</u>
<hr/>	
\$	54,296
	200
	118,253
	2,890
	-
<hr/>	
	<u>175,639</u>
<hr/>	
	555,933
	<u>555,933</u>
<hr/>	
	6,247
	225,062
	899,993
	14,000
	941,274
	<u>2,086,576</u>
\$	<u>2,818,148</u>
<hr/>	

NUECES CANYON CONSOLIDATED INDEPENDENT SCHOOL DISTRICT
 RECONCILIATION OF THE GOVERNMENTAL FUNDS BALANCE SHEET TO THE
 STATEMENT OF NET POSITION
 AUGUST 31, 2016

Total Fund Balances - Governmental Funds	\$ 2,086,576
1 Capital assets used in governmental activities are not financial resources and therefore are not reported in governmental funds. At the beginning of the year, the cost of these assets was \$7,149,885 and accumulate depreciation was \$4,030,270. In addition, long-term liabilities including notes payable are not due and payable in the current period, and therefore are not reported as liabilities in the funds. The long -term debt was \$492,055 the net effect of including the beginning balances for the capital assets (net of depreciation) and long-term debt in the governmental activities is to increase net position.	2,627,560
2 Current year capital outlays and long-term debt principal payments are expended in the fund financial statements, but the should be shown as increases in capital assets and reductions in long-term debt in the government-wide financial statements. The net effect of including the 2016 capital outlays and debt principal payments is to increase net position.	131,106
3 Included in the items related to debt is the recognition of the District's proportionate share of the net pension liability required by GASB 68 in the amount of 631,292, a Deferred Resource Inflow related to TRS in the amount of 98,664 and a Deferred Resource Outflow related to TRS in the amount of 437,066. This amounted to a decrease in Net Position in the amount of \$292,890.	(292,890)
4 The 2016 depreciation expense increased accumulate Depreciation. The net effect on the current year's depreciation is to decrease net position.	(236,870)
5 Various other reclassifications and eliminations are necessary to convert from the modified accrual basis of accounting to accrual basis of accounting. These include recognizing deferred revenue as revenue, eliminating interfund transactions, and recognizing the liabilities associated with maturing long-term debt and interest. The net effect of these reclassifications and recognitions is to increase net position.	555,933
19 Net Position of Governmental Activities	\$ 4,871,415

The accompanying notes are an integral part of this statement.

THIS PAGE INTENTIONALLY LEFT BLANK

NUECES CANYON CONSOLIDATED INDEPENDENT SCHOOL DISTRICT
STATEMENT OF REVENUES, EXPENDITURES, AND CHANGES IN FUND BALANCES
GOVERNMENTAL FUNDS
YEAR ENDED AUGUST 31, 2016

Data	10	20
Control	General	Special Revenue
Codes	Fund	Funds
REVENUES:		
5700 Total Local and Intermediate Sources	\$ 2,810,103	\$ 6,320
5800 State Program Revenues	1,065,853	20,847
5900 Federal Program Revenues	139,324	310,152
5020 Total Revenue	<u>4,015,280</u>	<u>337,319</u>
EXPENDITURES:		
Current:		
0011 Instruction	1,690,728	198,071
0012 Instructional Resources and Media Services	77,843	-
0013 Curriculum and Instructional Staff Development	39,811	-
0023 School Leadership	131,245	-
0031 Guidance Counseling and Evaluation Services	270	-
0033 Health Services	24,061	-
0034 Student (Pupil) Transportation	269,093	-
0035 Food Services	3,266	146,969
0036 Cocurricular/Extracurricular Activities	251,154	-
0041 General Administration	216,584	-
0051 Plant Maintenance and Operations	363,811	-
0052 Security and Monitoring Services	1,000	-
0053 Data Processing Services	309,100	-
Debt Service:		
0071 Debt Service - Principal on long-term debt	129,062	-
0072 Debt Service - Interest on long-term debt	26,737	-
Capital Outlay:		
0081 Facilities Acquisition and Construction	-	-
Intergovernmental:		
0093 Payments to Fiscal Agent/Member Districts of SSA	53,630	-
0099 Other Intergovernmental Charges	100,527	-
6030 Total Expenditures	<u>3,687,922</u>	<u>345,040</u>
1100 Excess (Deficiency) Revenues Over Expenditures	<u>327,358</u>	<u>(7,721)</u>
OTHER FINANCING SOURCES (USES):		
7913 Proceeds from Capital Lease	156,000	-
7914 Non-current Loan Proceeds	26,288	-
7915 Operating Transfers In	-	5,692
7956 Insurance Recovery	44,037	-
8911 Operating Transfers Out	(5,692)	-
7080 Total Other Financing Sources (Uses)	<u>220,633</u>	<u>5,692</u>
1200 Net Change in Fund Balances	547,991	(2,029)
0100 Fund Balance - September 1 (Beginning)	1,532,338	8,276
1300 Prior Period Adjustment	-	-
3000 Fund Balance - August 31 (Ending)	<u>\$ 2,080,329</u>	<u>\$ 6,247</u>

The accompanying notes are an integral part of this statement.

98
Total Governmental
Funds

\$ 2,816,423
1,086,700
449,476
<u>4,352,599</u>

1,888,799
77,843
39,811
131,245
270
24,061
269,093
150,235
251,154
216,584
363,811
1,000
309,100

129,062
26,737

-

53,630
100,527
<u>4,032,962</u>

<u>319,637</u>

156,000
26,288
5,692
44,037
(5,692)
<u>226,325</u>

545,962

1,540,614

-

<u>\$ 2,086,576</u>

NUECES CANYON CONSOLIDATED INDEPENDENT SCHOOL DISTRICT
 RECONCILIATION OF THE GOVERNMENTAL FUNDS STATEMENT OF
 REVENUES, EXPENDITURES, AND CHANGES IN FUND BALANCES
 TO THE STATEMENT OF ACTIVITIES
 FOR THE YEAR ENDED AUGUST 31, 2016

Total Net Change in Fund Balances - Governmental Funds \$ 545,962

Current year capital outlays and long-term debt principal payments are expenditures in the fund financial statements, but they should be shown as increases in capital assets and reductions in long-term debt in the government-wide financial statements. The net effect of removing the 2016 capital outlays and debt principal payments is to increase net position. 131,106

Depreciation is not recognized as an expense in governmental funds since it does not require the use of current financial resources. The net effect on the current year's depreciation is to decrease net position. (236,870)

Current year changes due to GASB 68 required credits to revenue in the amount of 179,396, debits to revenue in the amount of 140,636, credits to expenses in the amount of \$213,397 and debits to expenses in the amount of \$317,373 resulting in an decrease in the change in ending net position of \$65,216. (65,216)

Various other reclassifications and eliminations are necessary to convert from the modified accrual basis of accounting to accrual basis of accounting. These include recognizing deferred revenue as revenue, adjusting current year revenue to show the revenue earned from the current year's tax levy, eliminating interfund transactions, reclassifying the proceeds of bond sales as an increase in bonds payable, and recognizing the liabilities associated with maturing long-term debt and interest. The net effect of these reclassifications and recognitions is to decrease net position. (143,618)

Change in Net Position of Governmental Activities \$ 231,364

The accompanying notes are an integral part of this statement.

NUECES CANYON CONSOLIDATED INDEPENDENT SCHOOL DISTRICT
STATEMENT OF FIDUCIARY NET POSITION
FIDUCIARY FUNDS
YEAR ENDED AUGUST 31, 2016

	Agency Funds
ASSETS:	
Cash & Cash Equivalents	\$ 36,070
Due From Other Funds	-
Total Assets	\$ 36,070
LIABILITIES:	
Payroll Deductions	\$ 616
Payroll Deductions	113
Due to Other Funds	2,500
Due to Student Groups	32,841
Total Liabilities	\$ 36,070

**NUECES CANYON CONSOLIDATED INDEPENDENT SCHOOL DISTRICT
NOTES TO THE FINANCIAL STATEMENTS
YEAR ENDED AUGUST 31, 2016**

I. SUMMARY OF SIGNIFICANT ACCOUNTING POLICIES

Nueces Canyon Consolidated Independent School District (the "District") is a public educational agency operating under the applicable laws and regulations of the State of Texas. It is governed by a seven member Board of Trustees (the "Board") elected by registered voters of the District. The District prepares its basic financial statements in conformity with generally accepted accounting principles promulgated by the Governmental Accounting Standards Board and other authoritative sources identified in *Statement on Auditing Standards No. 69* of the American Institute of Certified Public Accountants; and it complies with the requirements of the appropriate version of Texas Education Agency's *Financial Accountability System Resource Guide* (the "Resource Guide") and the requirements of contracts and grants of agencies from which it receives funds.

A. REPORTING ENTITY

The Board of Trustees (the "Board") is elected by the public and it has the authority to make decisions, appoint administrators and managers, and significantly influence operations. It also has the primary accountability for fiscal matters. Therefore, the District is a financial reporting entity as defined by the Governmental Accounting Standards Board ("GASB") in its Statement No. 14, "The Financial Reporting Entity." There are no component units included within the reporting entity.

B. GOVERNMENT-WIDE AND FUND FINANCIAL STATEMENTS

The Statement of Net Position and the Statement of Activities are government-wide financial statements. They report information on all of the Nueces Canyon Consolidated Independent School District nonfiduciary activities with most of the interfund activities removed. *Governmental activities* include programs supported primarily by taxes, State foundation funds, grants and other intergovernmental revenues

The Statement of Activities demonstrates how other people or entities that participate in programs the District operates have shared in the payment of the direct costs. The "charges for services" column includes payments made by parties that purchase, use, or directly benefit from goods or services provided by a given function or segment of the District. Examples include tuition paid by students not residing in the district, school lunch charges, etc. The "grants and contributions" column includes amounts paid by organizations outside the District to help meet the operational or capital requirements of a given function. Examples include grants under the Elementary and Secondary Education Act. If a revenue is not a program revenue, it is a general revenue used to support all of the District's functions. Taxes are always general revenues.

Interfund activities between governmental funds appear as due to/due from on the Governmental Fund Balance Sheet and as other resources and other uses on the governmental fund Statement of Revenues, Expenditures and Changes in Fund Balance. All interfund transactions between governmental funds are eliminated on the government-wide statements. Interfund activities between governmental funds and fiduciary funds remain as due to/due from on the government-wide Statement of Activities.

The fund financial statements provide reports on the financial condition and results of operations for three fund categories - governmental, proprietary, and fiduciary. Since the resources in the fiduciary funds cannot be used for District operations, they are not included in the government-wide statements. The District considers some governmental funds major and reports their financial condition and results of operations in a separate column.

C. MEASUREMENT FOCUS, BASIS OF ACCOUNTING, AND FINANCIAL STATEMENT PRESENTATION

The government-wide financial statements use the economic resources measurement focus and the accrual basis of accounting. Revenues are recorded when earned and expenses are recorded when a liability is incurred, regardless of the timing of the related cash flows. Property taxes are recognized as revenues in the year for which they are levied. Grants and similar items are recognized as revenue as soon as all eligibility requirements imposed by the provider have been met.

Governmental fund financial statements use the current financial resources measurement focus and the modified accrual basis of accounting. With this measurement focus, only current assets, current liabilities and fund balances are included on the balance sheet. Operating statements of these funds present net increases and decreases in current assets (i.e., revenues and other financing sources and expenditures and other financing uses).

The modified accrual basis of accounting recognizes revenues in the accounting period in which they become both measurable and available [GASB 2300.106a(2) and 1600.108], and it recognizes expenditures in the accounting period in which the fund liability is incurred, if measurable, except for unmatured interest and principal on long-term debt, which is recognized when due. The expenditures related to certain compensated absences and claims and judgments are recognized when the obligations are expected to be liquidated with expendable available financial resources. The District considers all revenues available if they are collectible within 60 days after year end.

Revenues from local sources consist primarily of property taxes. Property tax revenues and revenues received from the State are recognized under the susceptible-to-accrual concept. Miscellaneous revenues are recorded as revenue when received in cash because they are generally not measurable until actually received. Investment earnings are recorded as earned, since they are both measurable and available [GASB 2300.106a(2) and 1600.108].

Grant funds are considered to be earned to the extent of expenditures made under the provisions of the grant. Accordingly, when such funds are received, they are recorded as deferred revenues until related and authorized expenditures have been made. If balances have not been expended by the end of the project period, grantors sometimes require the District to refund all or part of the unused amount [GASB 2300.106a(2) and 1600.108].

The Fiduciary Funds are accounted for on a flow of economic resources measurement focus and utilize the accrual basis of accounting. This basis of accounting recognizes revenues in the accounting period in which they are earned and become measurable and expenses in the accounting period in which they are incurred and become measurable. The District applies all GASB pronouncements as well as the Financial Accounting Standards Board pronouncements issued on or before November 30, 1989, unless these pronouncements conflict or contradict GASB pronouncements [GASB 2300.106a(7) and P80.104-107]. With this measurement focus, all assets and all liabilities associated with the operation of these funds are included on the fund Statement of Net Position. The fund equity is segregated into invested in capital assets net of related debt, restricted net position, and unrestricted net position.

D. FUND ACCOUNTING

The District reports the following major governmental funds:

1. **The General Fund** – The general fund is the District's primary operating fund. It accounts for all financial resources except those required to be accounted for in another fund.
2. **Special Revenue Funds** – The District accounts for resources restricted to, or designated for, specific purposes by the District or a grantor in a special revenue fund. Most Federal and some State financial assistance is accounted for in a Special Revenue Fund, and sometimes unused balances must be returned to the grantor at the close of specified project periods

Additionally, the District reports the following fund type(s):
Fiduciary Funds:

1. **Agency Funds** – These funds are used to report student activity funds and other resources held in a purely custodial capacity (assets equal liabilities). Agency funds typically involve only the receipt, temporary investment, and remittance of fiduciary resources to individuals, private organizations, or other governments.

Fiduciary funds are reported in the fiduciary financial statements. However, because their assets are held in a trustee or agent capacity and are therefore not available to support District programs, these funds are not included in the government-wide statements.

E. OTHER ACCOUNTING POLICIES

1. In the government-wide financial statements, and proprietary fund types in the fund financial statements, long-term debt and other long-term obligations are reported as liabilities in the applicable governmental activities, business-type activities, or proprietary fund type statement of net position. Bond premiums and discounts, as well as issuance costs, are deferred and amortized over the life of the bonds using the straight-line method. Bonds payable are reported net of the applicable bond premium or discount. Bond issuance costs are reported as deferred charges and amortized over the term of the related debt.

In the fund financial statements, governmental fund types recognize bond premiums and discounts, as well as bond issuance costs, during the current period. The face amount of debt issued is reported as other financing sources. Premiums received on debt issuances are reported as other financing sources while discounts on debt issuances are reported as other financing uses. Issuance costs, whether or not withheld from the actual debt proceeds received, are reported as debt service expenditures.

2. It is the District's policy to permit some employees to accumulate earned but unused vacation and sick pay benefits. There is no liability for unpaid accumulated sick leave since the District does not have a policy to pay any amounts when employees separate from service with the district. All vacation pay is accrued when incurred in the government-wide, proprietary, and fiduciary fund financial statements. A liability for these amounts is reported in governmental funds only if they have matured, for example, as a result of employee resignations and retirements.
3. Capital assets, which include land, buildings, furniture and equipment are reported in the applicable governmental columns in the government-wide financial statements. Capital assets are defined by the District as assets with an initial, individual cost of more than \$5,000 and an estimated useful life in excess of two years. Such assets are recorded at historical cost or estimated historical cost if purchased or constructed. Donated capital assets are recorded at estimated fair market value at the date of donation.

The costs of normal maintenance and repairs that do not add to the value of the asset or materially extend assets lives are not capitalized. Major outlays for capital assets and improvements are capitalized as projects are constructed.

Buildings, furniture and equipment of the District is depreciated using the straight line method over the following estimated useful lives:

<u>Assets</u>	<u>Years</u>
Buildings	50
Building Improvements	20
Infrastructure	40
Vehicles	10
Office Equipment	10
Computer Equipment	10

4. Risk Management - The District is exposed to various risks of loss related to torts, theft, damage or destruction of assets, errors and omissions, injuries to employees, and natural disasters.

During the fiscal year, the District purchased commercial insurance to cover general liabilities. There were no significant reductions in coverage in the past fiscal year and there were no settlements exceeding insurance coverage for each of the past three fiscal years.

5. In the fund financial statements, governmental funds report designations for restrictions, commitments, assignments and non-spendable reserves of fund balance of amounts that are not available for appropriation or are legally restricted by outside parties for use for a specific purpose. Designations of fund balance have been eliminated from the government-wide financial statements. The unassigned fund balance represents that portion of the fund balance that is available for budgeting in future periods. Commitments and assignments of fund balance may only be done by a resolution of the Board of Trustees. Commitments and assignments may only be relieved by incurring expenditures for that purpose or by Board resolution. Fund balance amounts that are restricted, committed, or assigned are considered to have been spent when the expenditure is incurred for the purpose for which the fund balance was restricted, committed, or assigned. If an expenditure that meets the criteria in more than one fund balance category, then the District considers that the fund balance is relieved in the following order: restricted, committed, assigned, and then unassigned.
6. The Data Control Codes refer to the account code structure prescribed by TEA in the Financial Accountability System Resource Guide. Texas Education Agency requires school districts to display these codes in the financial statements filed with the Agency in order to insure accuracy in building a Statewide data base for policy development and funding plans.

II. STEWARDSHIP, COMPLIANCE, AND ACCOUNTABILITY

A. BUDGETARY DATA

The Board of Trustees adopts an "appropriated budget" for the General Fund, and the Food Service Fund (which is included in Special Revenue Funds). The District is required to present the adopted and final amended budgeted revenues and expenditures for each of these funds. The District compares the final amended budget to actual revenues and expenditures. The General Fund Budget report appears in Exhibit G-1 and the Food Service Fund Budget is in Exhibit J5.

The following procedures are followed in establishing the budgetary data reflected in the general-purpose financial statements:

1. Prior to August 20 the District prepares a budget for the next succeeding fiscal year beginning September 1. The operating budget includes proposed expenditures and the means of financing them.
2. A meeting of the Board is then called for the purpose of adopting the proposed budget. At least ten days' public notice of the meeting must be given.
3. Prior to September 1, the budget is legally enacted through passage of a resolution by the Board. Once a budget is approved, it can only be amended at the function and fund level by approval of a majority of the members of the Board. Amendments are presented to the Board at its regular meetings. Each amendment must have Board approval. As required by law, such amendments are made before the fact, are reflected in the official minutes of the Board, and are not made after fiscal year end. Because the District has a policy of careful budgetary control, several amendments were necessary during the year. However, none of these were significant.
4. Each budget is controlled by the budget coordinator at the revenue and expenditure function/object level. Budgeted amounts are as amended by the Board. All budget appropriations lapse at year end.

III. DETAILED NOTES ON ALL FUNDS AND ACCOUNT GROUPS

A. DEPOSITS AND INVESTMENTS

District Policies and Legal and Contractual Provisions Governing Deposits

Custodial Credit Risk for Deposits State law requires governmental entities to contract with financial institutions in which funds will be deposited to secure those deposits with insurance or pledged securities with a fair value equaling or exceeding the amount on deposit at the end of each business day. The pledged securities must be in the name of the governmental entity and held by the entity or its agent. Since the District complies with this law, it has no custodial credit risk for deposits.

Foreign Currency Risk The District limits the risk that changes in exchange rates will adversely affect the fair value of an investment or a deposit by not participating in foreign currency transactions.

District Policies and Legal and Contractual Provisions Governing Investments

Compliance with the Public Funds Investment Act

The **Public Funds Investment Act** (Government Code Chapter 2256) contains specific provisions in the areas of investment practices, management reports, and establishment of appropriate policies. Among other things, it requires a governmental entity to adopt, implement, and publicize an investment policy. That policy must address the following areas: (1) safety of principal and liquidity, (2) portfolio diversification, (3) allowable investments, (4) acceptable risk levels, (5) expected rates of return, (6) maximum allowable stated maturity of portfolio investments, (7) maximum average dollar-weighted maturity allowed based on the stated maturity date for the portfolio, (8) investment staff quality and capabilities, (9) and bid solicitation preferences for certificates of deposit.

Statutes authorize the entity to invest in (1) obligations of the U.S. Treasury, certain U.S. agencies, and the State of Texas, (2) certificates of deposit, (3) certain municipal securities, (4) money market savings accounts, (5) repurchase agreements, (6) bankers acceptances, (7) mutual funds, (8) investment pools, (9) guaranteed investment contracts, (10) and common trust funds. The Act also requires the entity to have independent auditors perform test procedures related to investment practices as provided by the Act. Nueces Canyon Consolidated Independent School District is in substantial compliance with the requirements of the Act and with local policies.

Additional policies and contractual provisions governing deposits and investments for Nueces Canyon Consolidated Independent School District are specified below:

Credit Risk To limit the risk that an issuer or other counterparty to an investment will not fulfill its obligations the District limits investments to depository bank certificates of deposits and state sponsored investment pools.

Custodial Credit Risk for Investments To limit the risk that, in the event of the failure of the counterparty to a transaction, a government will not be able to recover the value of investment or collateral securities that are in possession of an outside party the District requires counterparties to register the securities in the name of the District and hand them over to the District or its designated agent. All of the securities are in the District's name and held by the District or its agent.

Concentration of Credit Risk To limit the risk of loss attributed to the magnitude of a government's investment in a single issuer, the District limits investments in both depository bank certificates of deposits and state sponsored investment pools. As of August 31, 2016, the District had no investments.

Interest Rate Risk To limit the risk that changes in interest rates will adversely affect the fair value of investments, the District requires the investment portfolio to have maturities of less than one year on a weighted average maturity basis.

Foreign Currency Risk for investments The District limits the risk that changes in exchange rates will adversely affect the fair value of an investment by not investing in foreign currencies.

B. PROPERTY TAXES

Property taxes are levied by October 1 on the assessed value listed as of the prior January 1 for all real and business personal property located in the District in conformity with Subtitle E, Texas Property Tax Code. Taxes are due on receipt of the tax bill and are delinquent if not paid before February 1 of the year following the year in which imposed. On January 31 of each year, a tax lien attaches to property to secure the payment of all taxes, penalties, and interest ultimately imposed. Property tax revenues are considered available (1) when they become due or past due and receivable within the current period and (2) when they are expected to be collected during a 60-day period after the close of the school fiscal year.

C. DELINQUENT TAXES RECEIVABLE

Delinquent taxes are prorated between maintenance and debt service based on rates adopted for the year of the levy Allowances for uncollectible tax receivables within the General and Debt Service Funds are based on historical experience in collecting property taxes. Uncollectible personal property taxes are periodically reviewed and written off, but the District is prohibited from writing off real property taxes without specific statutory authority from the Texas Legislature.

D. INTERFUND RECEIVABLES AND PAYABLES

Interfund balances at August 31, 2016 consisted of the following individual fund balances:

Interfund Balance	<u>From Other Funds</u>	<u>To Other Funds</u>
General Fund:		
Trust & Agency	\$ 2,500	\$ -
Total General Fund	<u>2,500</u>	<u>-</u>
Trust & Agency		
General Fund	<u>-</u>	<u>2,500</u>
Total Trust & Agency Fund	<u>-</u>	<u>2,500</u>
Total Interfund Balances	<u><u>\$ 2,500</u></u>	<u><u>\$ 2,500</u></u>
Interfund Transfers		
General Fund:		
Special Revenue Fund	\$ -	\$ 5,692
Total General Fund	<u>-</u>	<u>5,692</u>
Special Revenue Fund:		
General Fund	<u>5,692</u>	<u>-</u>
Total Special Revenue Fund	<u>5,692</u>	<u>-</u>
TOTAL	<u><u>\$ 5,692</u></u>	<u><u>\$ 5,692</u></u>

The District had not cleared all interfund receivables and payables at the end of the year. All amounts are scheduled to be repaid within one year.

E. CAPITAL ASSET ACTIVITY

Capital asset activity for the twelve months ended August 31, 2016 was as follows:

	<u>Beginning Balances</u>	<u>Increases</u>	<u>Decreases</u>	<u>Ending Balances</u>
<i>Governmental activities:</i>				
<i>Capital assets not being depreciated:</i>				
Land	\$ 72,750	\$ -	\$ -	\$ 72,750
Construction in Progress	-	-	-	-
Total capital assets not being depreciated	<u>72,750</u>	<u>-</u>	<u>-</u>	<u>72,750</u>
<i>Capital assets being depreciated:</i>				
Buildings and Improvements	6,139,937	-	-	6,139,937
Furniture and Equipment	937,198	184,332	-	1,121,530
Total capital assets being depreciated	<u>7,077,135</u>	<u>184,332</u>	<u>-</u>	<u>7,261,467</u>
Less accumulated depreciation for:				
Buildings and Improvements	3,185,173	186,301	-	3,371,474
Furniture and Equipment	845,097	50,569	-	895,666
Total accumulated depreciation	<u>4,030,270</u>	<u>236,870</u>	<u>-</u>	<u>4,267,140</u>
Total capital assets being depreciated, net	<u>3,046,865</u>	<u>(52,538)</u>	<u>-</u>	<u>2,994,327</u>
Governmental activities capital assets, net	<u>\$ 3,119,615</u>	<u>\$ (52,538)</u>	<u>\$ -</u>	<u>\$ 3,067,077</u>

Depreciation was charged to functions as follows:

Instruction	\$ 121,601
Instructional Resources & Media Services	1,634
Curriculum & Instructional Staff Development	2,286
School Leadership	4,174
Guidance, Counseling & Evaluation Services	798
Health Services	814
Student (Pupil) Transportation	43,282
Food Services	2,142
Cocurricular/Extracurricular Activities	31,580
General Administration	7,869
Plant Maintenance and Operations	11,712
Security and Monitoring Services	6,594
Data Processing Services	2,385
Payments to Fiscal Agent/Member Districts of SSA	-
Governmental activities capital assets, net	<u>\$ 236,870</u>

F. LOANS PAYABLE

During the year ended August 31, 2006 the District entered into a loan in the amount of \$1,015,220. The proceeds were used to install air conditioning in classrooms. The loan requires annual payments of \$97,370 including interest at a rate of 5.1% through 2021.

During the year ended August 31, 2016 the District entered into a loan in the amount of \$26,288. The proceeds were used to purchase a 2015 Toyota Sienna van. The loan requires monthly payments of \$493.00 including interest at a rate of 4.75% through 2020.

During the year ended August 31, 2016 the District entered into a loan in the amount of \$156,000. The proceeds were used to purchase 3 Buses. The loan requires annual payments of \$53,500.00 including interest at a rate of 2.5% through 2018.

Debt Service Requirements

Debt service requirements on long-term debt at August 31, 2016, are as follows:

<u>Year Ending August 31</u>	<u>Notes Payable</u>	
	<u>Principal</u>	<u>Interest</u>
2017	80,921	22,365
2018	85,035	18,250
2019	89,359	13,926
2020	93,903	9,382
2021	92,943	4,696
Totals	<u>\$ 442,162</u>	<u>\$ 68,619</u>

G. CHANGES IN LONG-TERM LIABILITIES

Long-term obligations include debt and other long-term liabilities. Changes in long-term obligations for the year ended August 31, 2016 are as follows:

<u>Beginning Balance</u>	<u>Increases</u>	<u>Decreases</u>	<u>Ending Balance</u>	<u>Amounts Due Within One Year</u>
\$ 492,055	\$ -	\$ 72,225	\$ 419,830	\$ 75,958
-	26,288	3,957	22,331	4,962
-	156,000	52,880	103,120	50,922
<u>\$ 492,055</u>	<u>\$ 182,288</u>	<u>\$ 129,062</u>	<u>\$ 545,281</u>	<u>\$ 131,842</u>

H. DEFINED BENEFIT PENSION PLAN

Plan Description. Nueces Canyon Consolidated Independent School District participates in a cost-sharing multiple- employer defined benefit pension that has a special funding situation. The plan is administered by the Teacher Retirement System of Texas (TRS). TRS's defined benefit pension plan is established and administered in accordance with the Texas Constitution, Article XVI, Section 67 and Texas Government Code, Title 8, Subtitle C. The pension trust fund is a qualified pension trust under Section 401(a) of the Internal Revenue Code. The Texas Legislature establishes benefits and contribution

rates within the guidelines of the Texas Constitution. The pension's Board of Trustees does not have the authority to establish or amend benefit terms.

All employees of public, state-supported educational institutions in Texas who are employed for one-half or more of the standard work load and who are not exempted from membership under Texas Government Code, Title 8, Section 822.002 are covered by the system.

Pension Plan Fiduciary Net Position. Detailed information about the Teacher Retirement System's fiduciary net position is available in a separately-issued Comprehensive Annual Financial Report that includes financial statements and required supplementary information. That report may be obtained on the Internet at <http://www.trs.state.tx.us/about/documents/cafr.pdf#CAFR>; by writing to TRS at 1000 Red River Street, Austin, TX, 78701-2698; or by calling (512) 542-6592. The information provided in the Notes to the Financial Statements in the 2014 Comprehensive Annual Financial Report for TRS provides the following information regarding the Pension Plan fiduciary net position as of August 31, 2015.

<u>Net Pension Liability</u>	<u>Total</u>
Total Pension Liability	\$163,887,375,172
Less: Plan Fiduciary Net Position	<u>(128,538,706,212)</u>
Net Pension Liability	<u>\$ 35,348,668,960</u>
Net Position as percentage of Total Pension Liability	78.43%

Benefits Provided. TRS provides service and disability retirement, as well as death and survivor benefits, to eligible employees (and their beneficiaries) of public and higher education in Texas. The pension formula is calculated using 2.3 percent (multiplier) times the average of the five highest annual creditable salaries times years of credited service to arrive at the annual standard annuity except for members who are grandfathered, the three highest annual salaries are used. The normal service retirement is at age 65 with 5 years of credited service or when the sum of the member's age and years of credited service equals 80 or more years. Early retirement is at age 55 with 5 years of service credit or earlier than 55 with 30 years of service credit. There are additional provisions for early retirement if the sum of the member's age and years of service credit total at least 80, but the member is less than age 60 or 62 depending on date of employment, or if the member was grandfathered in under a previous rule. There are no automatic post-employment benefit changes; including automatic COLAs. Ad hoc post-employment benefit changes, including ad hoc COLAs can be granted by the Texas Legislature as noted in the Plan description above.

Contributions. Contribution requirements are established or amended pursuant to Article 16, section 67 of the Texas Constitution which requires the Texas legislature to establish a member contribution rate of not less than 6% of the member's annual compensation and a state contribution rate of not less than 6% and not more than 10% of the aggregate annual compensation paid to members of the system during the fiscal year. Texas Government Code section 821.006 prohibits benefit improvements, if as a result of the particular action, the time required to amortize TRS' unfunded actuarial liabilities would be increased to a period that exceeds 31 years, or, if the amortization period already exceeds 31 years, the period would be increased by such action.

Employee contribution rates are set in state statute, Texas Government Code 825.402. Senate Bill 1458 of the 83rd Texas Legislature amended Texas Government Code 825.402 for member contributions and established employee contribution rates for fiscal years 2014 thru 2017. It also added a 1.5% contribution for employers not paying Old Age Survivor and Disability Insurance (OASDI) on certain employees effective for fiscal year 2015 as discussed in Note 1 of the TRS 2014 CAFR. The 83rd Texas Legislature, General Appropriations Act (GAA) established the employer contribution rates for fiscal years 2014 and 2015.

Contribution Rates

	<u>2015</u>	<u>2016</u>
Member	6.7%	7.2%
Non-Employer Contributing Entity (State)	6.8%	6.8%
Employers	6.8%	6.8%

Nueces Canyon Consolidated ISD 2015 Employer Contributions	\$	52,881
Nueces Canyon Consolidated ISD 2015 Member Contributions	\$	48,453
Nueces Canyon Consolidated ISD 2015 NECE On-Behalf Contributions	\$	105,499

Contributors to the plan include members, employers and the State of Texas as the only non-employer contributing entity. The State contributes to the plan in accordance with state statutes and the General Appropriations Act (GAA).

As the non-employer contributing entity for public education, the State of Texas contributes to the retirement system an amount equal to the current employer contribution rate times the aggregate annual compensation of all participating members of the pension trust fund during that fiscal year reduced by the amounts described below which are paid by the employers. Employers including public schools are required to pay the employer contribution rate in the following instances:

- On the portion of the member's salary that exceeds the statutory minimum for members entitled to the statutory minimum under Section 21.402 of the Texas Education Code.
- During a new member's first 90 days of employment
- When any part or all of an employee's salary is paid by federal funding source or a privately sponsored source.

In addition to the employer contributions listed above, when employing a retiree of the Teacher Retirement System the employer shall pay both the member contribution and the state contribution as an employment after retirement surcharge.

Actuarial Assumptions. The total pension liability in the August 31, 2015 actuarial valuation was determined using the following actuarial assumptions:

Valuation Date	August 31, 2015
Actuarial Cost Method	Individual Entry Age Normal
Asset Valuation Method	Market Value
Single Discount Rate	8.00%
Long-term expected Investment Rate of Return	8.00%
Inflation	2.5%
Salary Increases Including Inflation	3.5% to 9.5%
Payroll Growth Rate	2.50%
Benefit Changes During the Year	None
Ad hoc Post Employment Benefit Changes	None

The actuarial methods and assumptions are primarily based on a study of actual experience for the four year period ending August 31, 2014 and adopted on September 24, 2015

Discount Rate. The discount rate used to measure the total pension liability was 8.0%. There was no change in the discount rate since the previous year. The projection of cash flows used to determine the discount rate assumed that contributions from plan members and those of the contributing employers and

the non-employer contributing entity are made at the statutorily required rates. Based on those assumptions, the pension plan's fiduciary net position was projected to be available to make all future benefit payments of current plan members. Therefore, the long-term expected rate of return on pension plan investments was applied to all periods of projected benefit payments to determine the total pension liability. The long-term rate of return on pension plan investments is 8%. The long-term expected rate of return on pension plan investments was determined using a building-block method in which best-estimates ranges of expected future real rates of return (expected returns, net of pension plan investment expense and inflation) are developed for each major asset class. These ranges are combined to produce the long-term expected rate of return by weighting the expected future real rates of return by the target asset allocation percentage and by adding expected inflation. Best estimates of geometric real rates of return for each major asset class included in the Systems target asset allocation as of August 31, 2015 are summarized below:

Asset Class	Target Allocation	Real Return Geometric Basis	Long-Term Expected Portfolio Real Rate of Return*
Global Equity			
U.S.	18.0%	4.6%	1.0%
Non-U.S. Developed	13.0%	5.1%	0.8%
Emerging Markets	9.0%	5.9%	0.7%
Directional Hedge Funds	4.0%	3.2%	0.1%
Private Equity	13.0%	7.0%	1.1%
Stable Value			
U.S. Treasuries	11.0%	0.7%	0.1%
Absolute Return	0.0%	1.8%	0.0%
Stable Value Hedge Funds	4.0%	3.0%	0.1%
Cash	1.0%	-0.2%	0.0%
Real Return			
Global Inflation Linked Bonds	3.0%	0.9%	0.0%
Real Asset	16.0%	5.1%	1.1%
Energy and Natural Resources	3.0%	6.6%	0.2%
Commodities	0.0%	1.2%	0.0%
Risk Parity			
Risk Parity	<u>5.0%</u>	<u>6.7%</u>	<u>0.3%</u>
Inflation Expectations			2.2%
Alpha			1.0%
Total	100.0%		8.7%

*The Expected Contribution to Returns incorporates the volatility drag resulting from the conversion between Arithmetic and Geometric mean returns.

Discount Rate Sensitivity Analysis. The following schedule shows the impact of the Net Pension Liability if the discount rate used was 1% less than and 1% greater than the discount rate that was used (8%) in measuring the 2015 Net Pension Liability.

	1% Decrease in Discount Rate (7.0%)	Discount Rate (8.0%)	1% Increase in Discount Rate (9.0%)
Nueces Canyon Consolidated ISD's proportionate share of the net pension liability:	\$989,115	\$ 631,292	\$ 333,247

Pension Liabilities, Pension Expense, and Deferred Outflows of Resources and Deferred Inflows of Resources Related to Pensions. At August 31, 2016, Nueces Canyon Consolidated Independent School District reported a liability of \$631,292 for its proportionate share of the TRS's net pension liability. This liability reflects a reduction for State pension support provided to Nueces Canyon Consolidated Independent School District. The amount recognized by Nueces Canyon Consolidated Independent School District as its proportionate share of the net pension liability, the related State support, and the total portion of the net pension liability that was associated with Nueces Canyon Consolidated Independent School District were as follows:

District's Proportionate share of the collective net pension liability	\$ 631,292
State's proportionate share that is associated with the District	<u>1,259,063</u>
Total	<u>\$ 2,509,629</u>

The net pension liability was measured as of August 31, 2015 and the total pension liability used to calculate the net pension liability was determined by an actuarial valuation as of that date. The employer's proportion of the net pension liability was based on the employer's contributions to the pension plan relative to the contributions of all employers to the plan for the period September 1, 2014 thru August 31, 2015.

At August 31, 2015 the employer's proportion of the collective net pension liability was .000017859% which was a .000008444% increase from its proportion measured as of August 31, 2014.

Changes Since the Prior Actuarial Valuation – The following are changes to the actuarial assumptions or other inputs that affected measurement of the total pension liability since the prior measurement period:

Economic Assumptions

1. The inflation assumption was decreased from 3.00% to 2.50%.
2. The ultimate merit assumption for long-service employees was decreased from 1.25% to 1.00%.
3. In accordance with the observed experience, there were small adjustments in the service based promotional/longevity component of the salary scale.
4. The payroll growth assumption was lowered from 3.50% to 2.50%.

Mortality Assumptions

5. The post-retirement mortality tables for non-disabled retirees were updated to reflect recent TRS member experience. Mortality rates will be assumed to continue to improve in the future using a fully generational approach and Scale BB.
6. The post-retirement mortality tables for disabled retirees were updated to reflect recent TRS member experience. Mortality rates will be assumed to continue to improve in the future using a fully generational approach and Scale BB.
7. The pre-retirement mortality tables for active employees were updated to use 90% of the recently published RP-2014 mortality table for active employees. Mortality rates will be assumed to continue to improve in the future using a fully generational approach and Scale BB.

Other Demographic Assumptions

8. Previously, it was assumed 10% of all members who had contributed in the past 5 years to be an active member. This was an implicit rehire assumption because teachers have historically had a high incidence of terminating employment for a time and then returning to the workforce at a later date. This methodology was modified to add a more explicit valuation of the rehire incidence in the termination liabilities, and therefore these 10% are no longer being counted as active members.
9. There were adjustments to the termination patterns for members consistent with experience and future expectations. The termination patterns were adjusted to reflect the rehire assumption. The

timing of the termination decrement was also changed from the middle of the year to the beginning to match the actual pattern in the data.

10. Small adjustments were made to the retirement patterns for members consistent with experience and future expectations.
11. Small adjustments to the disability patterns were made for members consistent with experience and future expectations. Two separate patterns were created based on whether the member has 10 years of service or more.
12. For members that become disabled in the future, it is assumed 20% of them will choose a 100% joint and survivor annuity option.

Actuarial Methods and Policies

13. The method of using celled data in the valuation process was changed to now using individual data records to allow for better reporting of some items, such as actuarial gains and losses by source.

There were no changes of benefit terms that affected measurement of the total pension liability during the measurement period.

For the year measurement period August 31, 2015, Nueces Canyon Consolidated Independent School District recognized pension expense of \$179,396 and revenue of \$179,396 for support provided by the State.

At August 31, 2016, Nueces Canyon Consolidated Independent School District reported its proportionate share of the TRS's deferred outflows of resources and deferred inflows of resources related to pensions from the following sources:

	<u>Deferred Outflow of Resources</u>	<u>Deferred Inflow of Resources</u>
Differences between expected and actual economic experience	\$ 2,901	\$ 24,261
Changes in actuarial assumptions	12,193	22,522
Difference between projected and actual investment earnings	155,473	51,704
Changes in proportion and difference between the employer's contributions and the proportionate share of contributions	215,139	178
Contributions paid to TRS subsequent to the measurement date	<u>51,360</u>	<u> </u>
Total	<u>\$ 437,066</u>	<u>\$ 98,665</u>

The net amounts of the employer's balances of deferred outflows and inflows of resources related to pensions will be recognized in pension expense as follows:

<u>Year ended August 31:</u>	<u>Pension Expense Amount</u>
2017	\$ 53,179
2018	53,179
2019	53,179
2020	70,413
2021	31,363
Thereafter	<u>25,729</u>
Total	<u>\$ 287,042</u>

I. SCHOOL DISTRICT RETIREE HEALTH PLAN

Plan Description. The District contributes to TRS-Care, a cost-sharing multiple-employer defined benefit postemployment health care plan administered by TRS. TRS-Care provides health care coverage for certain persons (and their dependents) who retired under TRS. The statutory authority for the program is Texas Insurance Code, Chapter 1575. Section 1575.052 grants the TRS board of trustees the authority to establish and amend basic and optional group insurance coverage for participants. TRS issues a publicly available financial report that includes financial statements and required supplementary information for TRS-Care. That report may be obtained by visiting the TRS website at www.trs.state.tx.us under the TRS Publications heading, by writing to the Communications Department of the Teacher Retirement System of Texas at 1000 Red River Street, Austin, Texas 78701, or by calling the TRS Communications Department at 1-800-223-8778.

Funding Policy. Contribution requirements are not actuarially determined, but are legally established each biennium by the Texas Legislature. Texas Insurance Code, Sections 1575.202, 203, and 204 establish state, active employee, and public school contributions, respectively. Funding for fee basic coverage is provided by the program based upon public school district payroll. Per Texas Insurance Code, Chapter 1575, the public school contribution may not be less than 0.25% or greater than 0.75% of the salary of each active employee of the public school. Funding for optional coverage is provided by those participants selecting the optional coverage. Contribution rates and amounts are shown in the table below for fiscal years 2016-2014.

Contribution Rates and Contribution Amounts

Year	Active Member		State		School District	
	Rate	Amount	Rate	Amount	Rate	Amount
2016	0.65%	\$ 13,051	1.00%	\$ 1,782	0.55%	\$ 11,043
2015	0.65%	\$ 12,188	1.00%	\$ 1,779	0.55%	\$ 10,313
2014	0.65%	\$ 12,964	1.00%	\$ 1,780	0.55%	\$ 10,970

J. MEDICARE PART D – ON BEHALF PAYMENTS

The Medicare Prescription Drug, Improvement, and Modernization Act of 2003, which became effective January 1, 2006, established prescription drug coverage for Medicare beneficiaries known as Medicare Part D. One of the provisions of Medicare Part D allows for the Texas Public School Retired Employee Group Insurance Program (“TRS-Care”) to receive retiree drug subsidy payments from the federal government to offset certain prescription drug expenditures for eligible TRS-Care participants. These on-behalf payments must be recognized as equal revenues and expenditures/expenses by the District. These payments totaled \$7,923, \$7,627, and \$5,228, for fiscal years 2016, 2015, and 2014, respectively.

K. HEALTH CARE COVERAGE

The District sponsors a modified self-insurance plan to provide health care benefits to staff. During the year ended August 31, 2016, employees of the District were covered by health insurance plan (the Plan). The District paid premiums of \$150 per month per employee to the plan. Employees, at their option, authorized payroll withholdings to pay premiums for dependents. All premiums were paid to a licensed insurer. The Plan was authorized by Article 3.51-2, Texas Insurance Code and was documented by contractual agreement.

The contract between the District and the licensed insurer is renewed September 1, 2016, and terms of coverage and premiums costs are included in the contractual provisions.

L. DUE FROM STATE AGENCIES

The District participates in a variety of federal and state programs from which it receives grants to partially or fully finance certain activities. In addition, the District receives entitlements from the State through the School Foundation and Per Capita Programs. Amounts due from federal and state governments as of August 31, 2016, are summarized below. All federal grants shown below are passed through the TEA.

<u>Fund</u>	<u>State Entitlement</u>	<u>Federal Grant</u>	<u>Total</u>
General	\$ 85,045	\$ -	\$ 85,045
Special Revenue	-	17,335	17,335
	<u>\$ 85,045</u>	<u>\$ 17,335</u>	<u>\$ 102,380</u>

M. REVENUE FROM LOCAL AND INTERMEDIATE SOURCES

During the current year, revenues from local and intermediate sources consisted of the following:

	<u>General Fund</u>	<u>Special Revenue Fund</u>	<u>Total</u>
Property Taxes	\$ 2,619,098	\$ -	\$ 2,619,098
Penalties & Interest and Other			
Tax -related Income	157,698	-	157,698
Investment Income	12,556	-	12,556
Food Sales	-	6,320	6,320
Rent	8,050	-	8,050
Co-curricular Student Activities	5,866	-	5,866
Other	6,835	-	6,835
	<u>\$ 2,810,103</u>	<u>\$ 6,320</u>	<u>\$ 2,816,423</u>

N. SIGNIFICANT COMMITMENTS AND CONTINGENCIES

The District participates in numerous State and Federal grant programs which are governed by various rules and regulations of the grantor agencies. Costs charged to the respective grant programs are subject to audit and adjustment by the grantor agencies; therefore, to the extent that the District has not complied with the rules and regulations governing the grants, if any, refunds of any money received may be required and the collectability of any related receivable at August 31, 2016 may be impaired. In the opinion of the District, there were no significant contingent liabilities relating to compliance with rules and regulations governing the respective grants, therefore, no provision has been recorded in the accompanying combined financial statements for such contingencies.

O. LITIGATION

The District is occasionally involved in litigation in the general course of business. Attorneys for the District indicate that the Nueces Canyon Consolidated Independent School District has no pending or threatened litigation as of August 31, 2016. No provision has been made in the financial statements regarding these matters.

REQUIRED SUPPLEMENTARY INFORMATION

NUECES CANYON CONSOLIDATED INDEPENDENT SCHOOL DISTRICT
SCHEDULE OF REVENUES, EXPENDITURES, AND CHANGES IN FUND BALANCE
BUDGET AND ACTUAL - GENERAL FUND
FOR THE YEAR ENDED AUGUST 31, 2016

Data Control Codes	Budgeted Amounts	
	Original	Final
REVENUES:		
5700 Total Local and Intermediate Sources	\$ 2,564,074	\$ 2,708,919
5800 State Program Revenues	878,127	916,460
5900 Federal Program Revenues	-	112,155
5020 Total Revenue	<u>3,442,201</u>	<u>3,737,534</u>
EXPENDITURES:		
Current:		
0011 Instruction	1,631,008	1,696,008
0012 Instructional Resources and Media Services	78,065	78,065
0013 Curriculum and Instructional Staff Development	14,678	40,966
0023 School Leadership	129,300	133,300
0031 Guidance Counseling and Evaluation Services	900	900
0033 Health Services	23,400	24,900
0034 Student (Pupil) Transportation	191,312	137,912
0035 Food Services	3,124	3,624
0036 Cocurricular/Extracurricular Activities	217,584	262,584
0041 General Administration	234,716	294,716
0051 Plant Maintenance and Operations	362,806	377,806
0052 Security and Monitoring Services	900	1,400
0053 Data Processing Services	259,993	320,063
Debt Service:		
0071 Debt Service - Principal on long-term debt	68,768	121,837
0072 Debt Service - Interest on long-term debt	28,602	33,863
Capital Outlay:		
0081 Facilities Acquisition and Construction	5,000	5,000
Intergovernmental:		
0091 Contracted Instructional Services Between Schools	-	38,333
0093 Payments to Fiscal Agent/Member Districts of SSA	53,360	53,860
0099 Other Intergovernment Charges	107,000	107,000
6030 Total Expenditures	<u>3,410,516</u>	<u>3,732,137</u>
1100 Excess (Deficiency) Revenues Over Expenditures	<u>31,685</u>	<u>5,397</u>
OTHER FINANCING SOURCES (USES):		
7913 Proceeds from Capital Lease	-	-
7914 Non-current Loan Proceeds	-	26,288
7956 Insurance Recovery	-	-
8911 Operating Transfers Out	(31,685)	(31,685)
Total Other Financing Sources (Uses)	<u>(31,685)</u>	<u>(5,397)</u>
1200 Net Change in Fund Balances	(0)	(0)
0100 Fund Balance - September 1 (Beginning)	1,532,338	1,532,338
1300 Cumulative Effect - Change in Accounting	-	-
3000 Fund Balance - August 31 (Ending)	<u>\$ 1,532,338</u>	<u>\$ 1,532,338</u>

The accompanying notes are an integral part of this statement.

Actual Amounts (Budgetary Basis) (See Notes A)	Variance With Final Budget Favorable (Unfavorable)
\$ 2,810,103	\$ 101,184
1,065,853	149,393
139,324	27,169
<u>4,015,280</u>	<u>277,746</u>
1,690,728	5,280
77,843	222
39,811	1,155
131,245	2,055
270	630
24,061	839
269,093	(131,181)
3,266	358
251,154	11,430
216,584	78,132
363,811	13,995
1,000	400
309,100	10,963
129,062	(7,225)
26,737	7,126
-	5,000
-	38,333
53,630	230
100,527	6,473
<u>3,687,922</u>	<u>44,215</u>
<u>327,358</u>	<u>321,961</u>
156,000	(156,000)
26,288	-
44,037	(44,037)
(5,692)	25,993
<u>220,633</u>	<u>(174,044)</u>
547,991	147,917
1,532,338	-
-	-
<u>\$ 2,080,329</u>	<u>\$ 147,917</u>

NUECES CANYON CONSOLIDATED INDEPENDENT SCHOOL DISTRICT
 SCHEDULE OF DISTRICT'S PROPORTIONATE SHARE OF THE NET PENSION LIABILITY
 TEACHER RETIREMENT SYSTEM
 FOR THE YEAR ENDED AUGUST 31, 2016

	2016	2015
Districts Proportion of the Net Pension Liability (Asset)	0.000017859	0.000008444
Districts Proportionate Share of the Net Pension Liability (Asset)	\$ 631,292	\$ 225,551
State's Proportionate Share of the Net Pension Liability (Asset) associated with the District	1,259,063	1,218,536
Total	\$ 1,890,355	\$ 1,444,087
District's Covered-Employee Payroll	\$ 1,875,067	\$ 1,994,513
District's Proportionate Share of the Net Pension Liability (Asset) as a percentage of covered-Employee Payroll	33.67%	11.31%
Plan Fiduciary Net Position as a Percentage of the Total Pension Liab	78.43%	83.25%

NUECES CANYON CONSOLIDATED INDEPENDENT SCHOOL DISTRICT
 SCHEDULE OF DISTRICT CONTRIBUTIONS
 TEACHER RETIREMENT SYSTEM
 FOR FISCAL YEAR 2016

	<u>2016</u>	<u>2015</u>
Contractually Required Contribution	\$ 51,360	\$ 48,725
Contribution in Relation to the Contractually Required Contribution	(51,360)	(48,725)
Contribution Deficiency (Excess)	<u>\$ -</u>	<u>\$ -</u>
District's Covered-Employee Payroll	\$ 2,007,778	\$ 1,875,067
Contributions as a percentage of covered-Employee Payroll	2.56%	2.60%

**NUECES CANYON CONSOLIDATED INDEPENDENT SCHOOL DISTRICT
NOTES TO REQUIRED SUPPLEMENTARY INFORMATION
FOR THE YEAR ENDED AUGUST 31, 2016**

Changes of benefit terms.

There were no changes of benefit terms that affected measurement of the total pension liability during the measurement period.

Changes of assumptions.

The following are changes to the actuarial assumptions or other inputs that affected measurement of the total pension liability since the prior measurement period:

Economic Assumptions

1. The inflation assumption was decreased from 3.00% to 2.50%.
2. The ultimate merit assumption for long-service employees was decreased from 1.25% to 1.00%.
3. In accordance with the observed experience, there were small adjustments in the service based promotional/longevity component of the salary scale.
4. The payroll growth assumption was lowered from 3.50% to 2.50%.

Mortality Assumptions

5. The post-retirement mortality tables for non-disabled retirees were updated to reflect recent TRS member experience. Mortality rates will be assumed to continue to improve in the future using a fully generational approach and Scale BB.
6. The post-retirement mortality tables for disabled retirees were updated to reflect recent TRS member experience. Mortality rates will be assumed to continue to improve in the future using a fully generational approach and Scale BB.
7. The pre-retirement mortality tables for active employees were updated to use 90% of the recently published RP-2014 mortality table for active employees. Mortality rates will be assumed to continue to improve in the future using a fully generational approach and Scale BB.

Other Demographic Assumptions

8. Previously, it was assumed 10% of all members who had contributed in the past 5 years to be an active member. This was an implicit rehire assumption because teachers have historically had a high incidence of terminating employment for a time and then returning to the workforce at a later date. This methodology was modified to add a more explicit valuation of the rehire incidence in the termination liabilities, and therefore these 10% are no longer being counted as active members.
9. There were adjustments to the termination patterns for members consistent with experience and future expectations. The termination patterns were adjusted to reflect the rehire assumption. The timing of the termination decrement was also changed from the middle of the year to the beginning to match the actual pattern in the data.
10. Small adjustments were made to the retirement patterns for members consistent with experience and future expectations.
11. Small adjustments to the disability patterns were made for members consistent with experience and future expectations. Two separate patterns were created based on whether the member has 10 years of service or more.
12. For members that become disabled in the future, it is assumed 20% of them will choose a 100% joint and survivor annuity option.

Actuarial Methods and Policies

13. The method of using celled data in the valuation process was changed to now using individual data records to allow for better reporting of some items, such as actuarial gains and losses by source.

REQUIRED T.E.A. SCHEDULES

NUECES CANYON CONSOLIDATED INDEPENDENT SCHOOL DISTRICT
SCHEDULE OF DELINQUENT TAXES RECEIVABLE
FISCAL YEAR ENDED AUGUST 31, 2016

For Years Ended August 31	(1)	(2)	(3)	(10)
	Tax Rates		Assessed/Appraised Value For School Tax Purposes	Beginning Balance 9/1/2015
	Maintenance	Debt Service		
2007 and prior years	Various	Various	Various	62,947
2008	1.04000	-	154,239,120	13,571
2009	1.04000	-	164,789,170	13,231
2010	1.17000	-	184,801,131	20,756
2011	1.17000	-	211,688,012	33,914
2012	1.17000	-	210,639,527	41,137
2013	1.17000	-	201,398,888	41,842
2014	1.17000	-	209,398,718	219,160
2015	1.17000	-	220,768,873	307,830
2016 (School year under audit)	1.17000	-	205,676,152	_____
1000 TOTALS				<u><u>754,389</u></u>

(20) Current Year's Total Levy	(31) Maintenance Total Collections	(32) Debt Service Total Collections	(40) Entire Year's Adjustments	(50) Ending Balance 8/31/2016
	9,713	-	-	53,234
	1,437	-	(1)	12,132
	2,097	-	(735)	10,400
	2,249	-	(177)	18,331
	5,061	-	(114)	28,739
	6,650	-	(97)	34,391
	8,972	-	(96)	32,774
	164,229	-	(1,223)	53,708
	47,793	-	(2,246)	257,792
<u>2,564,501</u>	<u>2,370,898</u>	<u>-</u>	<u>(77,401)</u>	<u>116,202</u>
<u><u>2,564,501</u></u>	<u><u>2,619,098</u></u>	<u><u>-</u></u>	<u><u>(82,089)</u></u>	<u><u>617,703</u></u>

NUECES CANYON CONSOLIDATED INDEPENDENT SCHOOL DISTRICT
 BUDGETARY COMPARISON SCHEDULE
 CHILD NUTRITION PROGRAM
 YEAR ENDED AUGUST 31, 2016

Data	Budgeted Amounts		
Control	Original	Final	
Codes			
REVENUES:			
5700	Total Local and Intermediate Sources	\$ 15,000	\$ 15,000
5800	State Program Revenues	1,000	1,000
5900	Federal Program Revenues	127,154	127,154
5020	Total Revenue	<u>143,154</u>	<u>143,154</u>
EXPENDITURES:			
Current:			
0035	Food Services	177,240	177,240
6030	Total Expenditures	<u>177,240</u>	<u>177,240</u>
1100	Excess (Deficiency) Revenues Over Expenditures	<u>(34,085)</u>	<u>(34,085)</u>
OTHER FINANCING SOURCES (USES):			
7915	Operating Transfers In	34,085	34,085
	Total Other Financing Sources (Uses)	<u>34,085</u>	<u>34,085</u>
1200	Net Change in Fund Balances	<u>-</u>	<u>-</u>
0100	Fund Balance - September 1 (Beginning)	8,276	8,276
1300	Cumulative Effect - Change in Accounting	-	-
3000	Fund Balance - August 31 (Ending)	<u>\$ 8,276</u>	<u>\$ 8,276</u>

The accompanying notes are an integral part of this statement.

Actual Amounts (Budgetary Basis) (See Notes A)	Variance With Final Budget Favorable (Unfavorable)
\$ 6,320	\$ (8,680)
977	(23)
<u>131,212</u>	<u>4,058</u>
<u>138,509</u>	<u>(4,645)</u>
<u>146,969</u>	<u>30,271</u>
<u>146,969</u>	<u>30,271</u>
<u>(8,460)</u>	<u>25,625</u>
<u>5,692</u>	<u>(28,393)</u>
<u>5,692</u>	<u>(28,393)</u>
<u>(2,768)</u>	<u>(2,768)</u>
8,276	-
-	-
<u>\$ 5,508</u>	<u>\$ (2,768)</u>

THIS PAGE INTENTIONALLY LEFT BLANK

REPORTS ON INTERNAL CONTROLS, COMPLIANCE
AND FEDERAL AWARDS

THIS PAGE INTENTIONALLY LEFT BLANK

EDE & COMPANY, LLC

Certified Public Accountants

Eric Ede
Donna Ede Jones

P. O. Box 219
Knippa, Texas 78870
Telephone (830) 934-2148
Fax (830) 934-2799
Email: edecpa@hotmail.com

REPORT ON INTERNAL CONTROL OVER FINANCIAL REPORTING AND ON COMPLIANCE AND OTHER MATTERS BASED ON AN AUDIT OF FINANCIAL STATEMENTS PERFORMED IN ACCORDANCE WITH *GOVERNMENTAL AUDITING STANDARDS*

Independent Auditor's Report

Board of Trustees
Nueces Canyon Consolidated Independent School District
P.O. Box 118
Barksdale, TX 78828

Members of the Board:

We have audited, in accordance with the auditing standards generally accepted in the United States of America and the standards applicable to financial audits contained in *Government Auditing Standards* issued by the Comptroller General of the United States, the financial statements of the governmental activities, each major fund, and the aggregate remaining fund information of Nueces Canyon Consolidated Independent School District, as of and for the year ended August 31, 2016, and the related notes to the financial statements, which collectively comprise Nueces Canyon Consolidated Independent School District's basic financial statements, and have issued our report thereon dated December 7, 2016.

Internal Control Over Financial Reporting

In planning and performing our audit of the financial statements, we considered Nueces Canyon Consolidated Independent School District's internal control over financial reporting (internal control) to determine the audit procedures that are appropriate in the circumstances for the purpose of expressing our opinions on the financial statements, but not for the purpose of expressing an opinion on the effectiveness of Nueces Canyon Consolidated Independent School District's internal control. Accordingly, we do not express an opinion on the effectiveness of Nueces Canyon Consolidated Independent School District's internal control.

A *deficiency in internal control* exists when the design or operation of a control does not allow management or employees, in the normal course of performing their assigned functions, to prevent, or detect and correct, misstatements on a timely basis. A *material weakness* is a deficiency, or a combination of deficiencies, in internal control, such that there is a reasonable possibility that a material misstatement of the entity's financial statements will not be prevented, or detected and corrected on a timely basis. A *significant deficiency* is a deficiency, or a combination of deficiencies, in internal control that is less severe than a material weakness, yet important enough to merit attention by those charged with governance.

Our consideration of internal control was for the limited purpose described in the first paragraph of this section and was not designed to identify all deficiencies in internal control that might be material weaknesses or, significant deficiencies. Given these limitations, during our audit we did not identify any deficiencies in internal control that we consider to be material weaknesses. However, material weaknesses may exist that have not been identified.

Compliance and Other Matters

As part of obtaining reasonable assurance about whether Nueces Canyon Consolidated Independent School District's financial statements are free of material misstatement, we performed tests of its compliance with certain provisions of laws, regulations, contracts, and grant agreements, noncompliance with which could have a direct and material effect on the determination of financial statement amounts. However, providing an opinion on compliance with those provisions was not an objective of our audit, and accordingly, we do not express such an opinion. The results of our tests disclosed no instances of noncompliance or other matters that are required to be reported under *Government Auditing Standards*.

The purpose of this report is solely to describe the scope of our testing of internal control and compliance and the results of that testing, and not to provide an opinion on the effectiveness of the entity's internal control or on compliance. This report is an integral part of an audit performed in accordance with Government Auditing Standards in considering the entity's internal control and compliance. Accordingly, this communication is not suitable for any other purpose.

Ede & Company, LLC
Ede & Company. LLC
Certified Public Accountants
Knippa, Texas

December 7, 2016

SCHOOLS FIRST QUESTIONNAIRE

NUECES CANYON CONSOLIDATED INDEPENDENT SCHOOL DISTRICT

Fiscal Year 2016

SF2	Were there any disclosures in the Annual Financial Report and/or other sources of information concerning nonpayment of any terms of any debt agreements at fiscal year end?	No
SF4	Was there an unmodified opinion in the Annual Financial Report on the financial statements as a whole?	Yes
SF5	Did the Annual Financial Report disclose any instances of material weaknesses in internal controls over financial reporting and compliance for local, state, or federal funds?	No
SF6	Was there any disclosure in the Annual Financial Report of material noncompliance for grants, contracts, and laws related to local, state, or federal funds?	No
SF7	Did the school district make timely payments to the Teacher Retirement System(TRS), Texas Workforce Commission (TWC), Internal Revenue Service (IRS), and other government agencies?	Yes
SF8	Did the school district not receive an adjusted repayment schedule for more than one fiscal year for an over allocation of Foundation School Programs (FSP) funds as a result of a financial?	Yes
SF10	Total accumulated accretion on CABs included in government-wide financial statements at fiscal year end..	N/A
SF11	Net Pension Assets (1920) at fiscal year end.	N/A
SF12	Net Pension Liabilities (2540) at fiscal year end.	\$631,292
SF12	Net Pension Expense (6147) at fiscal year end.	\$116,576